

Chapter 4: The Piano Keyboard

breezin' thru™ theory
Mad Dash Drills



NAME: _____ CLASS: _____

SCORE: _____ /15

TIME: 2 MINUTES

1a: Naming the White Piano Keys - Naturals

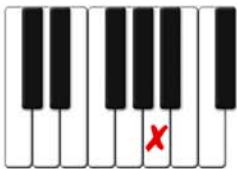



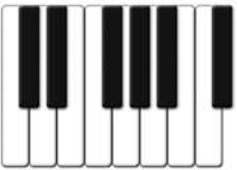



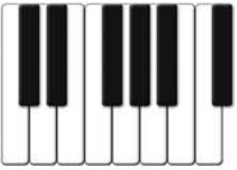



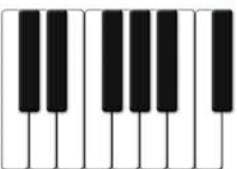
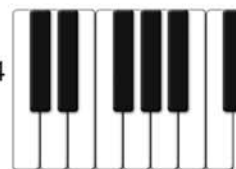

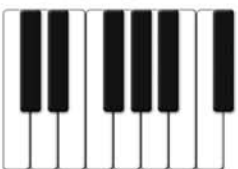


Written: Mark the white piano keys with an "X" as indicated by each lettername.



Computer: Download Sibelius or Finale files to use with computer.

Example Start here

1 A 	2 Higher C ↓ 	3 Lower C 	4 D 
5 E 	6 F 	7 G 	8 B 
9 D 	10 A 	11 Higher C 	12 E 
13 F 	14 G 	15 B 	16 Lower C 

Chapter 4: The Piano Keyboard

breezin' thru™ theory

Mad Dash Drills



NAME: _____ CLASS: _____

SCORE: _____ /15

TIME: 2 MINUTES

1b: Naming the Black Piano Keys - Sharps & Flats



Written: Mark above the black piano keys with an "X" as indicated by each lettername.



Computer: Download Sibelius or Finale files to use with computer.


Example Start here

1 Ab 	2 D# 	3 C# 	4 Db
5 Eb 	6 F# 	7 G# 	8 Bb
9 D# 	10 Ab 	11 A# 	12 Eb
13 F# 	14 Gb 	15 Bb 	16 C#

Chapter 4: The Piano Keyboard

breezin' thru™ theory

Mad Dash Drills



NAME: _____ CLASS: _____

SCORE: _____ /16


2a: Naming the Half Step Above a Given Note

 **Tasks:** Name the DIATONIC HALF STEP ABOVE each letter name.

1. A# _____ 2. C _____ 3. F _____ 4. E _____ 5. D _____ 6. A _____ 7. D# _____ 8. C# _____

9. F# _____ 10. G# _____ 11. C# _____ 12. C _____ 13. B _____ 14. E _____ 15. F _____ 16. G _____


Reference Piano



Chapter 4: The Piano Keyboard

breezin' thru™ theory

Mad Dash Drills



NAME: _____ CLASS: _____

SCORE: _____ /16


2b: Naming the Half Step Below a Given Note

 **Tasks:** Name the DIATONIC HALF STEP BELOW each letter name.


1. $B\flat$ _____ 2. $E\flat$ _____ 3. F _____ 4. D _____ 5. G _____ 6. A _____ 7. B _____ 8. C _____

9. E _____ 10. $G\flat$ _____ 11. $D\flat$ _____ 12. C _____ 13. B _____ 14. $E\flat$ _____ 15. F _____ 16. D _____

Reference Piano



Chapter 4: The Piano Keyboard



NAME: _____ CLASS: _____

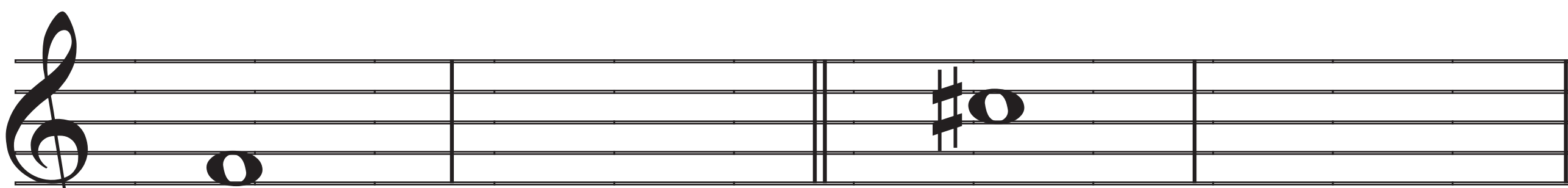
SCORE: _____ /8

2c: Entering Half Steps - Treble Clef

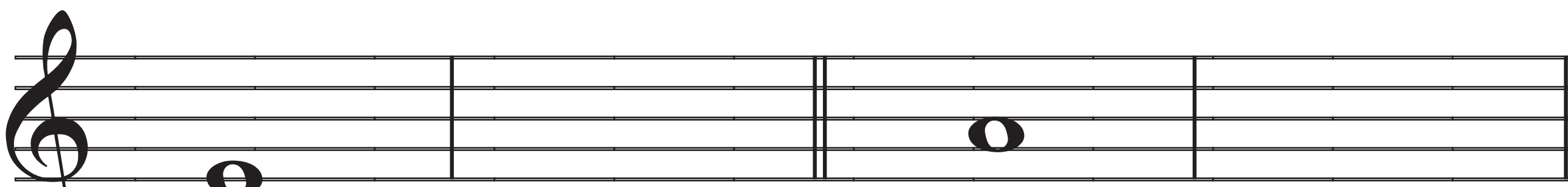


Task: Enter notes a DIATONIC HALF STEP Above or Below the given notes as indicated in the question.

1. Above

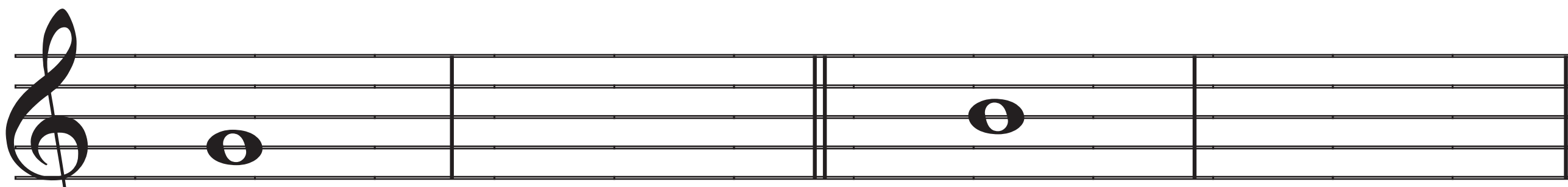


Diatonic Half Step Above *Diatonic Half Step Above*

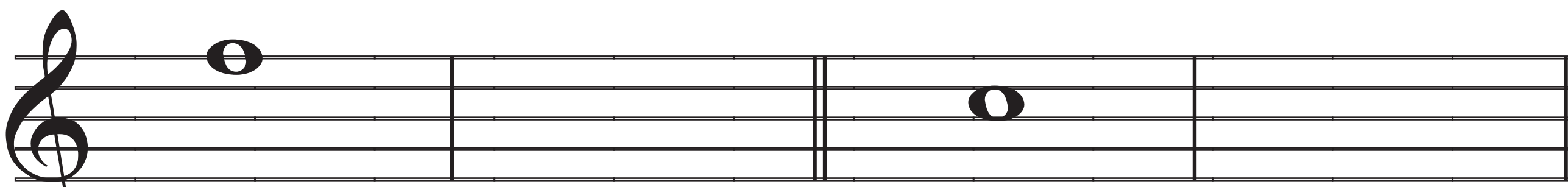


Diatonic Half Step Above *Diatonic Half Step Above*

2. Below



Diatonic Half Step Below *Diatonic Half Step Below*



Diatonic Half Step Below *Diatonic Half Step Below*

Chapter 4: The Piano Keyboard

breezin' thru™ theory

Mad Dash Drills



NAME: _____ CLASS: _____

SCORE: _____ /8

2d: Entering Half Steps - Bass Clef b



Task: Enter notes a DIATONIC HALF STEP Above or Below the given notes as indicated in the question.

1. Above

Bass clef staff with a sharp sign and a note on the second line (F#). Below the staff, the text "Diatonic Half Step Above" is written in red. To the right, a note on the second space (G) is shown, with "Diatonic Half Step Above" written in red below it.

Bass clef staff with a note on the first space (F). Below the staff, the text "Diatonic Half Step Above" is written in red. To the right, a note on the second line (G) is shown, with "Diatonic Half Step Above" written in red below it.

2. Below


Bass clef staff with a note on the first space (F). Below the staff, the text "Diatonic Half Step Below" is written in red. To the right, a note on the first line (E) is shown, with "Diatonic Half Step Below" written in red below it.

Bass clef staff with a note on the first space (F). Below the staff, the text "Diatonic Half Step Below" is written in red. To the right, a note on the first line with a flat sign (Eb) is shown, with "Diatonic Half Step Below" written in red below it.

Chapter 4: The Piano Keyboard

breezin' thru™ theory

Mad Dash Drills



NAME: _____ CLASS: _____

SCORE: _____ /16

3a: Naming the Whole Step Above a Given Note




Tasks: Name the WHOLE STEP ABOVE each letter name.

1. B \flat _____ 2. E \flat _____ 3. F _____ 4. D _____ 5. G _____ 6. A _____ 7. G \sharp _____ 8. C _____

9. E _____ 10. F \sharp _____ 11. D \flat _____ 12. C \sharp _____ 13. B _____ 14. E \flat _____ 15. F _____ 16. D \sharp _____

Reference Piano



Chapter 4: The Piano Keyboard

breezin' thru™ theory

Mad Dash Drills



NAME: _____ CLASS: _____

SCORE: _____ /16

3b: Naming the Whole Step Below a Given Note




Tasks: Name the **WHOLE STEP BELOW** each letter name.

1. $B\flat$ _____ 2. $E\flat$ _____ 3. F _____ 4. D _____ 5. G _____ 6. A _____ 7. $G\sharp$ _____ 8. C _____

9. E _____ 10. $F\sharp$ _____ 11. $D\flat$ _____ 12. $C\sharp$ _____ 13. B _____ 14. $E\flat$ _____ 15. F _____ 16. $D\sharp$ _____

Reference Piano





Chapter 4: The Piano Keyboard

NAME: _____ CLASS: _____

SCORE: _____ /8

3c: Entering Whole Steps - Treble Clef



Task: Enter notes a **WHOLE STEP** Above or Below the given notes as indicated in the question.

1. Above

Whole Step Above *Whole Step Above*

Whole Step Above *Whole Step Above*

2. Below


Whole Step Below *Whole Step Below*

Whole Step Below *Whole Step Below*

Chapter 4: The Piano Keyboard

breezin' thru™ theory

Mad Dash Drills



NAME: _____ CLASS: _____

SCORE: _____ /8

3d: Entering Whole Steps - Bass Clef



Task: Enter notes a WHOLE STEP Above or Below the given notes as indicated in the question.

1. Above

Whole Step Above *Whole Step Above*

Whole Step Above *Whole Step Above*

2. Below

Whole Step Below *Whole Step Below*

Whole Step Below *Whole Step Below*

Chapter 4: The Piano Keyboard

breezin' thru™ theory

Mad Dash Drills



NAME: _____ CLASS: _____

SCORE: _____ /16

4a: Naming Enharmonic Equivalents




Tasks: Name the enharmonic equivalents.

1. $B\flat$ _____ 2. $E\flat$ _____ 3. $F\sharp$ _____ 4. $D\flat$ _____ 5. $G\flat$ _____ 6. $A\sharp$ _____ 7. $G\sharp$ _____ 8. $C\flat$ _____

9. $E\sharp$ _____ 10. $F\sharp$ _____ 11. $B\sharp$ _____ 12. $C\sharp$ _____ 13. B _____ 14. $E\flat$ _____ 15. F _____ 16. $D\sharp$ _____

Reference Piano



Chapter 4: The Piano Keyboard

breezin' thru™ theory

Mad Dash Drills



NAME: _____ CLASS: _____

SCORE: _____ /16

4b: Naming Enharmonic Equivalents - Double Sharps & Flats




Tasks: Name the enharmonic equivalents.

1. B^{bb} _____ 2. E^{bb} _____ 3. F^{\times} _____ 4. C^{\times} _____ 5. G^{bb} _____ 6. A^{\times} _____ 7. G^{\times} _____ 8. C^{bb} _____

9. E^{\times} _____ 10. F^{bb} _____ 11. B^{\times} _____ 12. D^{bb} _____ 13. D^{\times} _____ 14. E^{\times} _____ 15. F^{bb} _____ 16. A^{bb} _____

Reference Piano






Chapter 4: The Piano Keyboard

NAME: _____ CLASS: _____

SCORE: _____ /8

4c: Enharmonic Equivalents - Treble Clef

 **Task:** Enter enharmonic equivalents for the given notes.

1. Basic

Enharmonic Equivalents *Enharmonic Equivalents*

Enharmonic Equivalents *Enharmonic Equivalents*

2. Double Sharp/Flat

Enharmonic Equivalents *Enharmonic Equivalents*

Enharmonic Equivalents *Enharmonic Equivalents*



Chapter 4: The Piano Keyboard

NAME: _____ CLASS: _____

SCORE: _____ /8

4d: Enharmonic Equivalents - Bass Clef



Task: Enter enharmonic equivalents for the given notes.

1. Basic

*Enharmonic
Equivalents*

*Enharmonic
Equivalents*

*Enharmonic
Equivalents*

*Enharmonic
Equivalents*

2. Double Sharp/Flat

*Enharmonic
Equivalents*

*Enharmonic
Equivalents*

*Enharmonic
Equivalents*

*Enharmonic
Equivalents*