

Chapter 2: Rhythm Basics



NAME: _____

SCORE: _____ /42

TIME: 2 MINUTES

1a: Counting Rhythms in 4/4 Time



Written: 1. Write in the counting.
2. When you are done, tap and count out the rhythms out loud with a metronome.



Computer: Download Sibelius or Finale files to use with computer.

Note Counts: 1 2 3 4 &

Example

Start here

1.

2.

3.

4.

Chapter 2: Rhythm Basics



NAME: _____ CLASS: _____

SCORE: _____ /47

TIME: 2 MINUTES

1b: Counting Rhythms & Rests in 4/4 Time



Written:

1. Write in the counting.
2. Tap and count out the rhythms out loud with a metronome.



Computer: Download Sibelius or Finale files to use with computer.

Note Counts: 1 2 3 4 & Rest Counts: 1 2 3 4 &

Example

Start here

1.

2.

3.

4.

Chapter 2: Rhythm Basics



NAME: _____ CLASS: _____

SCORE: _____ /45

TIME: 2 MINUTES

1c: Counting Rhythms & Rests in 2/4 Time



Written: 1. Write in the counting or use rhythm syllables suggest by your teacher.
2. When you are done, tap and count out the rhythms out loud with a metronome.



Computer: Download Sibelius or Finale files to use with computer.

Note Counts: 1 2 &

Rest Counts: 1 2 &

Example

Start here

1.

2.

3.

4.

Chapter 2: Rhythm Basics





NAME: _____ CLASS: _____

SCORE: _____ /47

TIME: 2 MINUTES

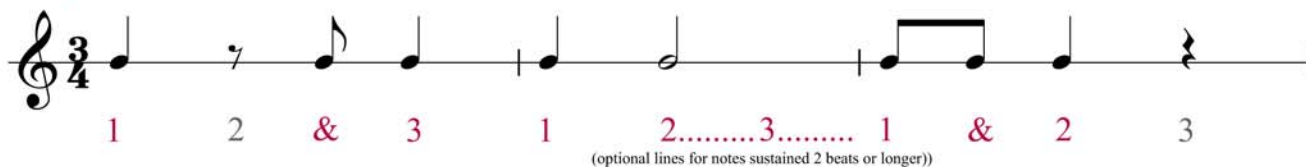
1d: Counting Rhythms & Rests in 3/4 Time

 **Written:** 1. Write in the counting or use rhythm syllables suggest by your teacher.
2. When you are done, tap and count out the rhythms out loud with a metronome.

 **Computer:** Download Sibelius or Finale files to use with computer.

Note Counts: 1 2 3 & Rest Counts: 1 2 3 &

Example




(optional lines for notes sustained 2 beats or longer))

Start here

1. 

2. 

3. 

4. 

Chapter 2: Rhythm Basics

breezin' thru™ theory

Mad Dash Drills





NAME: _____ CLASS: _____

SCORE: _____ /10

TIME: 2 MINUTES

2a: Finding Rhythms of 3 Beats

 **Written:** Circle the rhythms that contain NOTES & RESTS adding up to 3 BEATS.

 **Computer:** Download Sibelius or Finale files to use with computer.

1. 

2. 

3. 

4. 

5. 

6. 

7. 

8. 

9. 

10. 

Chapter 2: Rhythm Basics



NAME: _____ CLASS: _____

SCORE: _____ /10

TIME: 2 MINUTES

2b: Finding Rhythms of 2 Beats



Written: Circle the rhythms that contain NOTES & RESTS adding up to 2 BEATS.



Computer: Download Sibelius or Finale files to use with computer.



Chapter 2: Rhythm Basics



NAME: _____ CLASS: _____

SCORE: _____ /16

TIME: 2 MINUTES

3a: Stem Directions



Written: Circle the notes with incorrect stem directions.



Computer: Download Sibelius or Finale files to use with computer.

1.

2.

3.

4.

5.

6.

7.

8.

9.

10.

Chapter 2: Rhythm Basics



NAME: _____ CLASS: _____

SCORE: _____ /8

TIME: 2 MINUTES

4a: Simple Time Signatures



Written: Write in time signature that goes with each rhythm below:



Computer: Download Sibelius or Finale files to use with computer.

Time Signatures: $\frac{4}{4}$ $\frac{3}{4}$ $\frac{2}{4}$

Example

$\frac{4}{4}$

Start here

1. _____
2. _____
3. _____
4. _____
5. _____
6. _____
7. _____
8. _____