



Create a Full Theme

You've created an 8-measure phrase before starting with a motif. This time Mr. Windsor is giving you a motif, and asking you to create a full theme from it. Your full theme will need to be at least 24 bars long, but you should aim for 32 bars.

A Review of Hooks and Motifs

"Hooks" and "Motifs" are the exact same thing; short melodic segments that are easily repeated and altered to create a full melodic phrase. The only difference; one is a traditional compositional term, the other is what modern musicians tend to call it.

A Review of Basic Compositional Devices



A Basic Motif



A Sequence of the Motif



A Retrograde of the Motif



An Inversion of the Motif

Repetition - The simplest of all the compositional devices, simply repeating your hook or motif. This can be used once or twice, but you should avoid using it too much for the fear of making your music boring.

Sequence - Move your whole motif either up or down one or more steps, giving you a new idea.

Retrograde - Rewrite your whole motif in backwards order, providing you a new idea.

Inversion - Change the direction of the jumps without changing the size of the jumps, reflecting it on the first note.

The Motif Mr. Windsor Is Giving You.

Use the motif shown here to write your theme. Note that there are different transpositions for different instruments, make sure you use only your own instrument.

Try some Compositional Devices

Now that you have the motif provided to you, try some Compositional Devices in the space below. Don't miss any steps!

1. Write your clef
2. Write your key signature
3. Write the time signature
4. Write your version of the compositional device.
5. Put the double-barline at the end.

In the spaces of music shown to the right, try writing each a

- a. Sequence
- b. Retrograde
- c. Inversion

USERS OF FLAT.IO

IF YOU ARE PLANNING ON USING FLAT.IO, FIRST CREATE A FREE ACCOUNT WITH YOUR SCHOOL GOOGLE ACCOUNT.

WHEN YOU CREATE A NEW SCORE, MAKE SURE YOU USE THE "SHARE" BUTTON TO SHARE IT WITH JWINDSOR@REDEEMER.AB.CA OR WITH [@WINDYJMUSIC](https://www.instagram.com/windyjmusic).

Flute
Percussion






Clarinet in B \flat
Trumpet
Tenor Sax



Alto Sax
Bari Sax



Trombone



THE ASSIGNMENT – MAKING A PHRASE BASED ON YOUR MOTIF

Your assignment is to create an entire Theme using the instructions on the previous pages. Here’s what you will need to do to complete this entire assignment.

1. Write an 8-measure “Phrase A”. Label it **A** somewhere on the music, like a Big Box number on sheet music.
2. Write an 8-measure “Phrase B” using the rules from the first page to make sure it starts on an appropriate note. Also label it **B** as if in a Big Box.
3. Write the 8-measure “Phrase A”, changing it only to meet *The Final Phrase, The Final Rule*. Label it **A**, or if you had to change it **A'** as if in a Big Box.

You can complete this assignment either in Flat.io and Share it to [@windyjmusic](#) or [jwindsor@redeemer.ab.ca](#) or you can complete it on paper, take a photo of it, and submit it to the [#create-a-full-theme](#) Discord channel. Some space below is provided for you to complete this task.
