

Chapter 23: Terms

23-1: Basic Terms - Tempo




Press the speaker to hear it.



Tempo Markings: Commonly written in the Italian language, tempo terms can be found above the staff at the beginning of the music.

Metronome: A device sounding the number of beats per minute (bpm) to determine musical tempo.



Tempo Markings

Term		Meaning
<i>a tempo</i>	<i>Press to hear metronome markings</i>	return to the original tempo
<i>largo</i>	40-60 bpm	very slow
<i>larghetto</i>	64-68 bpm	not as slow as largo
<i>adagio</i>	68-78 bpm	slow tempo
<i>lento</i>	52-108 bpm	slow tempo
<i>andante</i>	78-110 bpm	moderately slow, walking
<i>andantino</i>	<i>approx. 112 bpm</i>	a little faster than andante
<i>moderato</i>	110-122 bpm	moderate tempo
<i>allegretto</i>	<i>approx. 100 bpm</i>	fairly fast tempo
<i>allegro</i>	122- 176 bpm	fast tempo
<i>presto</i>	178-210 bpm	very fast tempo
<i>prestissimo</i>	210-244 bpm	as fast as possible
<i>rallentando (rall.)</i>		slowing down
<i>ritard (rit.)</i>		slowing down gradually
<i>tempo primo (tempo 1)</i>		return to original tempo

Chapter 23: Terms

23-2: Basic Terms - Style & Expression, Score Instruction



Musical Terms: The terms below are categorized by:

1. Style, 2. Expression 3. Notation and 3. Score Instructions

Style Markings

Term	Meaning
<i>cantabile</i>	in a singing style
<i>dolce</i>	sweet, gentle
<i>legato</i>	smoothly
<i>maestoso</i>	majestic
<i>marcato</i>	marked or stressed

Notation Markings

Term	Symbol	Meaning
<i>accent</i>		a stressed note
<i>slur</i>		two or more different pitches legato, or no tonguing
<i>staccatto</i>		sharply detached

Expression Markings

Term	Symbol	Meaning
<i>crescendo</i>		becoming louder
<i>decrescendo</i>		becoming softer
<i>diminuendo</i>		becoming softer
<i>forte</i>	<i>f</i>	loud
<i>fortissimo</i>	<i>ff</i>	very loud
<i>mezzo forte</i>	<i>mf</i>	moderately loud
<i>mezzo piano</i>	<i>mp</i>	moderately soft
<i>piano</i>	<i>p</i>	soft
<i>pianissimo</i>	<i>pp</i>	very soft

Score Instruction Markings

Term	Symbol	Meaning
<i>ottava</i>		one octave, one octave above written pitch
<i>mano destra</i>		right hand (Piano)
<i>fermata</i>		pause, hold the note longer than written
<i>mano sinistra</i>		left hand (Piano)
<i>tie</i>		hold the note for the combined value of the tied notes
<i>repeat</i>		repeat the music within the double bars
<i>con pedale</i>		with pedal (Piano)
<i>da capo</i>		from the beginning
<i>dal segno</i>		from the sign, sign

Chapter 23: Terms



NAME: _____ CLASS: _____

SCORE: _____ /15

TIME: 2 MINUTES

1a: Basic Terms - Fab Fifteen Terms



Written: Enter numbers beside the Meaning column to match meanings to the terms.

	Term	#	Meaning
1	<i>a tempo, tempo primo, (tempo 1)</i>		very loud
2	<i>largo</i>		fast tempo
3	<i>adagio, lento</i>		loud
4	<i>andante</i>		very fast tempo
5	<i>moderato</i>		moderately loud
6	<i>allegro</i>		as fast as possible
7	<i>presto</i>		slowing down gradually
8	<i>prestissimo</i>		slow tempo
9	<i>rallentando (rall.)</i>		moderately soft
10	<i>ritard (rit.)</i>		return to the original tempo
11	<i>forte</i> f		soft
12	<i>mezzo forte</i> mf		slowing down
13	<i>mezzo piano</i> mp		moderate tempo
14	<i>piano</i> p		very slow
15	<i>fortissimo</i> ff		moderately slow, walking

Chapter 23: Terms






NAME: _____ CLASS: _____

SCORE: _____ /15

TIME: 2 MINUTES

1b: Basic Terms - More Fab Fifteen Terms

 **Written:** Complete the chart below.

	Term	#	Meaning
1	<i>legato</i>		a stressed note
2	<i>marcato</i>		becoming louder
3	<i>accent</i> 		sweet, gentle
4	<i>slur</i> 		from the sign, sign
5	<i>staccatto</i> 		marked or stressed
6	<i>crescendo</i> 		sharply detached
7	<i>decrescendo</i> 		smoothly
8	<i>fermata</i> 		two or more different pitches legato, or no tonguing
9	<i>tie</i> 		becoming softer
10	<i>cantabile</i>		from the beginning
11	<i>dolce</i>		majestic
12	<i>maestoso</i>		pause, hold the note longer than written
13	<i>alla breve</i> 		hold the note for the combined value of the tied notes
14	<i>dal segno</i> 		in a singing style
15	<i>da capo</i>		cut time